

Scaled data based on original data using
LM-79-08 Approved Method: Electrical and Photometric Measurements of Solid-
State Lighting Products

Test Report Prepared for
Cooper Lighting Solutions
(formerly Eaton)

Brand: INVUE

Report Number: P401132

Luminaire Tested: **ENT-SA1B-740-U-SL3**

Issue Date: 5/20/2020

Test Information

Test Method: LM-79-08
Report Number: P401132
TEST IS SCALED FROM IESNA LM-79-08 TEST DATA (G1-2004-754-3)
Test Lab: INNOVATION CENTER
Issue Date: 5/20/2020
Manufacturer: COOPER LIGHTING SOLUTIONS (FORMERLY EATON)
Product Line: INVUE
Catalog Number: ENT-SA1B-740-U-SL3
Description: ENTRI LED LUMINAIRE
(1) 70 CRI, 4000K, 450mA LIGHTSQUARE WITH 16 LEDS AND TYPE III SPILL
LIGHT ELIMINATOR OPTICS
Light Source: -
Ballast/Driver: ELECTRONIC DRIVER

Summary

Lumens per Lamp: N/A
Luminaire Lumens: 3363 lumens
Efficiency: N/A
Efficacy: 132.4 lumens/watt
Luminous Opening: Rectangular (W 0.5' x L: 0.5' x H: 0')
IES Classification: Type III - Medium - Non-Cutoff
BUG Rating: B1 - U0 - G1

Input Watts (W): 25.4
Input Voltage (V): NR
Input Current (Ain): NR
Voltage Rise (V): NR
Power Factor: NR
Total Harmonic Distortion (THDi): NR
Frequency (hertz): 60
Stabilization Time: NR
Operation Time: NR
Ambient Temperature (°C): NR
Test Distance: 25 FT

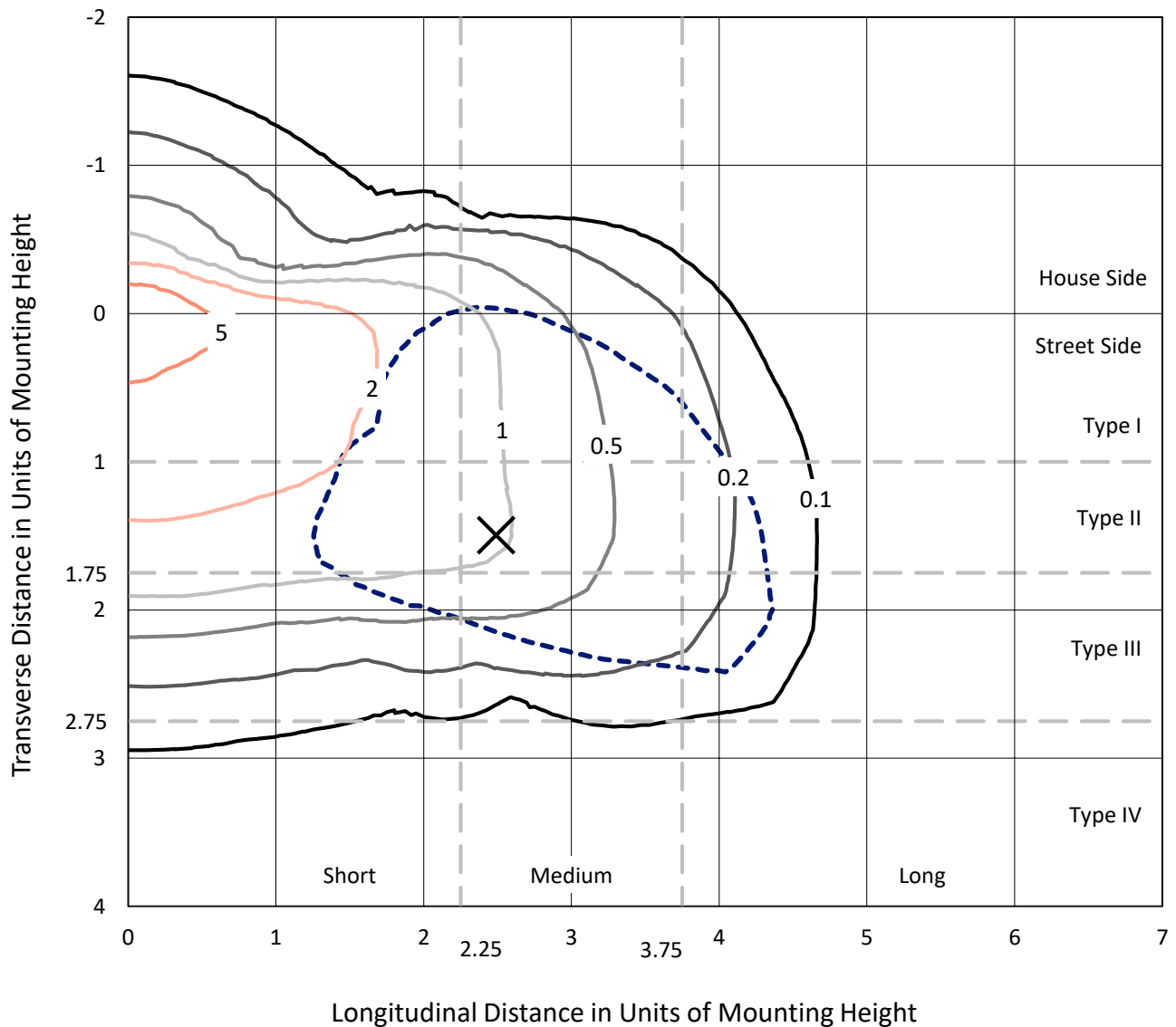


REPORT NUMBER: P401132

CATALOG NUMBER: ENT-SA1B-740-U-SL3

Iso-Footcandle Lines of Horizontal Illumination

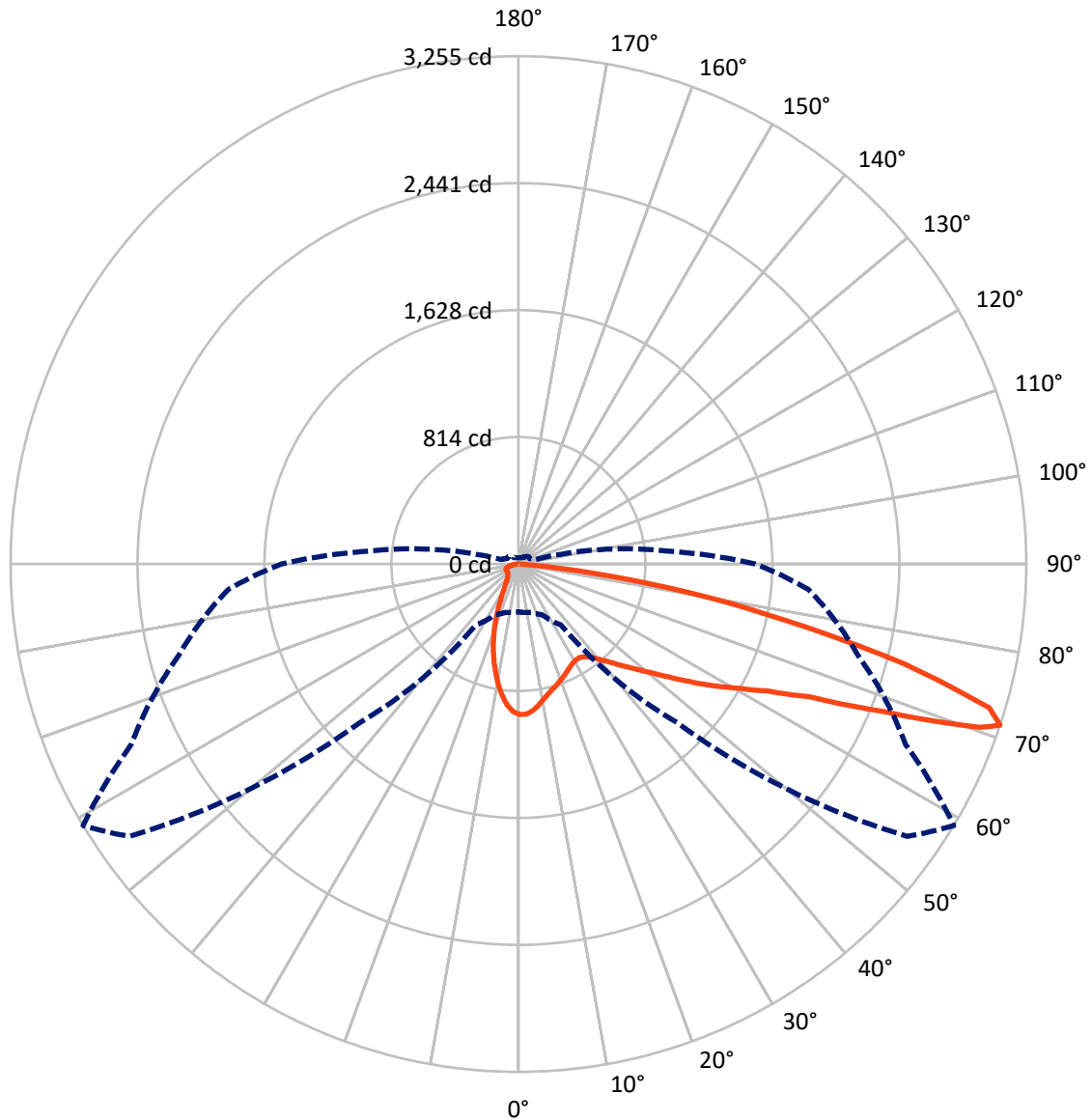
× Max cd
 - - - 1/2 Max cd



Based on 10 foot mounting height. Maximum calculated value = 9.6 fc
 Type III - Medium - Non-Cutoff

REPORT NUMBER: P401132
CATALOG NUMBER: ENT-SA1B-740-U-SL3

Luminous Intensity Polar Plot



— Vertical Plane Through 59-Deg Lateral - - - Horizontal Cone Through 71-Deg Vertical

REPORT NUMBER: P401132

CATALOG NUMBER: ENT-SA1B-740-U-SL3

FLUX DISTRIBUTION:

		Downward	Upward	Total
House Side	Lumens	570.8	0.0	570.8
	% Fixture	17.0	0.0	17.0
Street Side	Lumens	2792.2	0.0	2792.2
	% Fixture	83.0	0.0	83.0
Total	Lumens	3363.0	0.0	3363.0
	% Fixture	100.0	0.0	100.0

Coefficient of Utilization

ZONAL LUMENS:

Zone	Lumens	% Fixture
0°-10°	83.3	2.5
10°-20°	187.3	5.6
20°-30°	238.0	7.1
30°-40°	304.3	9.0
40°-50°	422.3	12.6
50°-60°	625.2	18.6
60°-70°	845.1	25.1
70°-80°	599.3	17.8
80°-90°	58.2	1.7
90°-100°	0.0	0.0
100°-110°	0.0	0.0
110°-120°	0.0	0.0
120°-130°	0.0	0.0
130°-140°	0.0	0.0
140°-150°	0.0	0.0
150°-160°	0.0	0.0
160°-170°	0.0	0.0
170°-180°	0.0	0.0
0°-90°	3363.0	100.0
0°-180°	3363.0	100.0



REPORT NUMBER: P401132

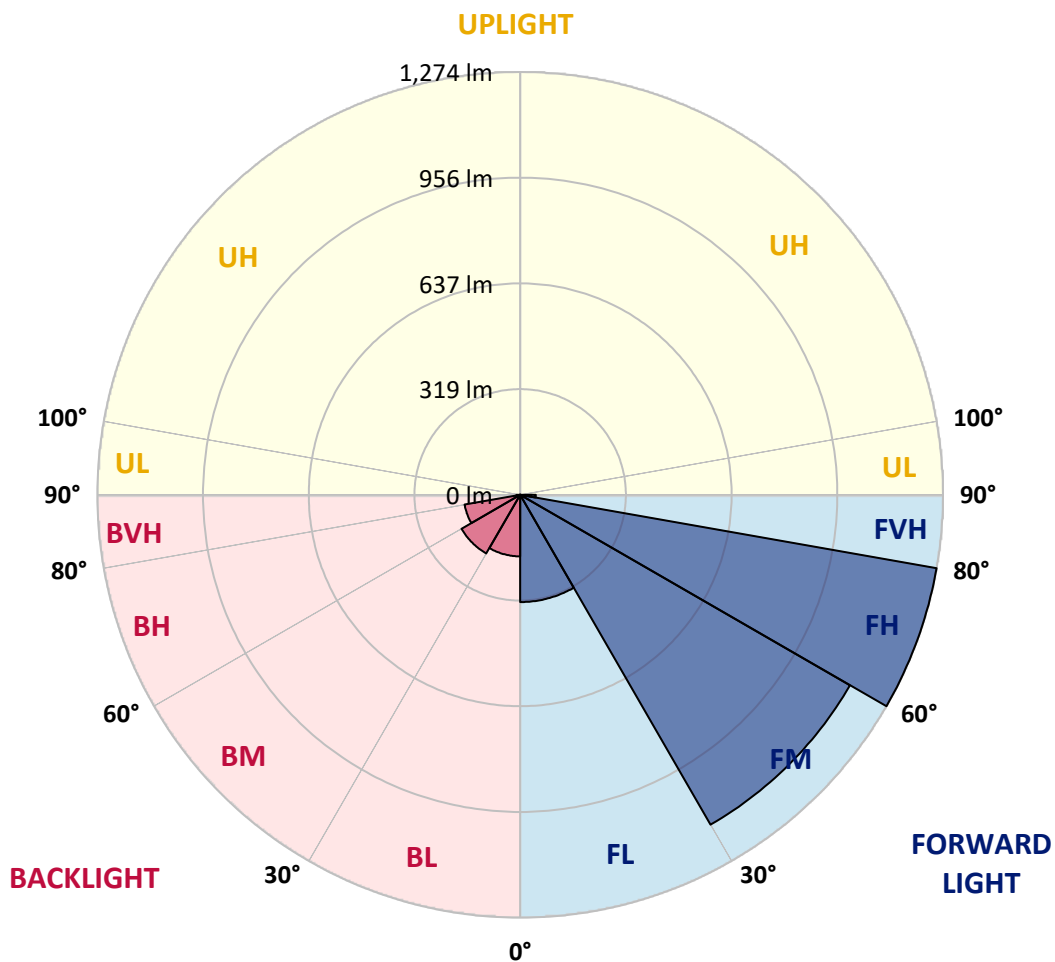
CATALOG NUMBER: ENT-SA1B-740-U-SL3

LUMINAIRE CLASSIFICATION SYSTEM LUMEN TABLE AND BUG RATING:

Zone		Lumens	% Fixture	Zone Rating/Lumen Limit		
				B	U	G
FL	(0°-30°)	323.2	9.6			
FM	(30°-60°)	1147.6	34.1			
FH	(60°-80°)	1274.2	37.9			G1/1800
FVH	(80°-90°)	47.1	1.4			G1/100
BL	(0°-30°)	185.4	5.5	B1/500		
BM	(30°-60°)	204.1	6.1	B0/220		
BH	(60°-80°)	170.1	5.1	B1/500		G1/500
BVH	(80°-90°)	11.1	0.3			G1/100
UL	(90°-100°)	0.0	0.0		U0/0	
UH	(100°-180°)	0.0	0.0		U0/0	

BUG Rating: B1-U0-G1

Type III Medium





REPORT NUMBER: P401132

CATALOG NUMBER: ENT-SA1B-740-U-SL3

CANDELA DISTRIBUTION (FULL):

	0°	5°	15°	25°	35°	45°	55°	59°	65°	75°	85°
0°	964.8	964.8	964.8	964.8	964.8	964.8	964.8	964.8	964.8	964.8	964.8
2.5°	956.6	960.0	961.4	963.9	963.9	964.8	963.9	963.4	965.3	963.4	958.0
5°	914.2	915.6	920.0	924.9	929.8	940.0	942.9	944.9	949.2	950.2	944.9
7.5°	856.7	862.0	867.9	874.2	884.4	898.6	910.7	915.6	923.9	928.8	921.0
10°	807.9	810.9	813.8	825.0	841.1	860.6	873.2	882.5	895.6	902.0	894.7
12.5°	759.2	761.6	767.5	782.6	799.2	822.5	845.5	852.8	868.4	881.0	875.2
15°	721.7	721.7	726.1	742.6	760.2	791.4	818.2	829.4	848.9	866.9	859.6
17.5°	688.5	690.0	692.9	703.6	728.0	760.7	794.8	808.9	833.3	856.7	846.9
20°	670.0	669.1	671.0	676.4	695.9	730.4	771.4	788.0	818.2	850.3	834.7
22.5°	663.7	662.7	661.3	660.8	673.4	702.7	746.5	767.0	804.5	846.9	823.5
25°	668.6	668.6	664.2	655.9	661.7	681.7	724.1	746.0	789.4	844.5	813.3
27.5°	681.7	681.7	675.4	664.7	662.2	671.0	704.6	728.0	776.7	845.9	805.0
30°	699.8	699.3	692.9	683.7	676.4	673.4	695.4	716.8	768.0	852.3	801.1
32.5°	720.2	719.2	716.3	710.0	701.2	688.5	696.3	715.3	766.0	863.5	801.6
35°	744.6	743.1	744.6	741.2	732.9	719.2	714.4	729.5	775.8	884.4	809.9
37.5°	766.0	765.0	772.4	774.3	772.4	754.3	748.0	757.7	798.7	917.6	826.9
40°	784.1	785.0	798.2	812.3	815.2	799.6	795.3	803.5	835.7	958.0	857.6
42.5°	804.0	807.0	826.4	851.8	861.5	851.3	853.7	859.6	882.5	1013.1	902.0
45°	823.5	829.9	856.7	889.3	914.2	914.2	922.4	928.3	942.9	1082.3	966.8
47.5°	857.6	862.0	891.3	930.7	968.7	980.9	1003.8	1001.9	1013.1	1158.3	1042.8
50°	902.0	909.3	939.0	979.9	1028.2	1062.8	1089.1	1093.0	1097.4	1236.3	1133.0
52.5°	963.4	972.1	996.5	1034.5	1091.5	1148.1	1203.6	1201.2	1195.3	1321.0	1236.3
55°	1025.3	1034.5	1057.4	1088.1	1155.4	1242.1	1332.7	1329.3	1302.5	1407.8	1331.8
57.5°	1088.1	1095.9	1119.8	1146.6	1226.0	1353.2	1469.2	1471.6	1416.6	1504.3	1426.3
60°	1114.4	1126.1	1185.1	1236.7	1336.2	1476.5	1608.5	1614.9	1535.0	1601.7	1530.6
62.5°	995.5	1009.7	1107.1	1246.5	1487.2	1714.3	1789.8	1793.7	1677.7	1709.4	1644.6
65°	736.8	736.3	837.2	1045.7	1457.0	2033.5	2112.9	2051.5	1855.1	1852.2	1795.2
67.5°	422.0	434.7	466.8	623.7	1110.0	2092.4	2687.9	2527.6	2169.4	2074.4	1995.9
70°	340.1	337.2	347.0	388.9	605.2	1720.6	3062.6	3135.7	2615.8	2255.7	1950.6
71°	306.5	310.9	320.6	358.6	477.5	1435.6	3044.1	3255.1	2737.6	2250.8	1864.4
72.5°	263.6	264.6	287.0	331.8	392.3	1012.6	2814.6	3156.7	2865.3	2187.0	1737.7
75°	179.3	181.8	216.8	267.0	358.2	481.0	2014.0	2553.4	2608.0	2043.7	1435.1
77.5°	102.8	104.8	130.1	195.4	305.0	339.2	1236.3	1764.5	1875.1	1494.5	769.4
80°	53.1	55.6	72.1	123.3	232.9	274.3	709.0	1109.6	1066.7	516.5	178.3
82.5°	14.1	16.1	21.0	44.3	112.6	178.8	314.3	459.0	327.9	107.2	64.8
85°	0.0	0.0	0.0	0.5	1.0	24.9	66.3	82.4	45.8	21.0	17.5
87.5°	0.0	0.0	0.0	0.0	0.5	1.0	1.0	1.0	1.0	1.5	1.9
90°	0.0	0.0	0.0	0.0	0.0	0.0	0.0	0.0	0.0	0.0	0.0



REPORT NUMBER: P401132

CATALOG NUMBER: ENT-SA1B-740-U-SL3

CANDELA DISTRIBUTION (continued):

	90°	95°	105°	115°	125°	135°	145°	155°	165°	175°	180°
0°	964.8	964.8	964.8	964.8	964.8	964.8	964.8	964.8	964.8	964.8	964.8
2.5°	957.0	957.0	954.1	949.7	944.9	933.7	935.6	926.8	927.8	926.8	926.8
5°	940.5	937.5	930.2	916.6	901.5	881.5	878.6	862.5	853.2	850.3	853.7
7.5°	917.6	909.3	890.8	866.9	838.1	812.3	788.4	767.0	750.9	744.1	741.2
10°	887.4	877.1	846.9	805.0	765.5	725.1	687.6	663.2	631.0	621.3	618.4
12.5°	862.5	845.0	799.6	741.2	679.8	626.2	575.5	524.3	493.6	471.7	468.3
15°	841.1	816.2	751.4	675.9	599.4	525.3	456.6	387.9	344.5	326.0	312.8
17.5°	822.1	789.9	703.2	605.2	510.7	412.7	328.9	263.1	235.8	221.7	222.2
20°	802.6	761.6	653.0	534.6	423.0	314.3	232.4	201.7	188.1	185.2	183.7
22.5°	784.1	729.5	599.9	464.9	333.3	231.0	187.1	172.0	168.6	168.6	168.6
25°	763.1	696.8	546.3	393.7	252.4	182.2	160.8	155.4	156.4	158.4	158.9
27.5°	746.0	668.6	493.1	311.4	195.9	155.0	143.8	142.8	146.7	151.1	151.1
30°	730.9	642.7	435.6	243.2	155.9	136.0	132.1	133.5	137.4	141.3	142.8
32.5°	720.7	619.3	384.0	189.1	133.0	122.8	121.8	123.8	127.7	129.6	131.1
35°	716.3	602.3	328.4	152.5	118.4	113.1	112.6	114.0	116.0	116.5	116.0
37.5°	721.2	590.6	271.4	129.1	109.2	106.2	105.7	105.7	105.7	106.2	105.7
40°	735.3	586.2	220.3	114.0	103.3	100.9	99.4	97.9	97.0	97.0	96.5
42.5°	765.0	593.0	176.9	105.3	98.9	96.0	93.1	91.1	89.7	89.2	89.2
45°	812.8	612.0	147.2	99.4	95.0	90.6	87.2	85.3	83.8	84.3	83.8
47.5°	878.6	643.7	130.1	95.5	91.1	85.3	81.9	79.9	79.4	80.9	81.4
50°	953.1	688.5	119.9	92.6	88.2	80.9	77.0	75.5	76.0	78.9	79.4
52.5°	1040.9	746.5	115.5	90.6	85.8	77.0	73.6	72.1	73.1	76.5	77.0
55°	1135.4	812.8	121.8	91.6	83.3	74.6	70.7	68.7	70.2	73.1	73.6
57.5°	1231.4	894.7	143.3	92.1	80.4	72.6	67.7	64.8	65.8	68.2	68.7
60°	1328.4	976.0	180.3	92.6	79.4	70.7	65.3	60.9	61.4	62.9	63.3
62.5°	1442.4	1079.4	229.0	94.5	80.4	69.2	60.9	56.0	56.0	57.0	57.0
65°	1615.4	1233.3	261.2	93.6	82.8	67.7	56.5	51.7	51.2	51.7	51.7
67.5°	1739.6	1253.8	182.2	88.2	84.3	68.2	54.1	47.8	46.8	46.3	46.3
70°	1608.1	1055.0	120.4	83.3	81.9	69.2	52.1	45.3	43.4	41.9	41.4
71°	1516.9	950.7	111.6	81.4	79.9	68.2	51.2	43.9	41.9	40.9	40.4
72.5°	1382.0	848.4	102.8	78.5	75.5	66.3	49.7	42.4	40.0	38.5	38.0
75°	1092.0	650.5	90.1	72.1	65.3	54.6	45.8	39.5	37.0	35.1	34.6
77.5°	493.6	258.8	69.2	62.4	53.1	43.4	40.0	36.5	33.6	32.2	31.7
80°	137.9	98.4	50.7	49.2	40.0	33.6	32.2	31.2	30.2	28.3	28.3
82.5°	63.8	57.5	36.1	34.6	27.3	23.9	25.3	25.8	25.8	23.9	23.4
85°	17.5	19.0	16.6	18.5	17.5	16.1	18.5	20.0	21.0	19.0	17.5
87.5°	1.5	3.4	4.4	7.3	8.8	9.3	11.7	14.1	14.6	11.7	12.2
90°	0.0	0.0	0.0	0.0	0.0	0.0	0.0	0.0	0.0	0.0	0.0

(END OF REPORT)